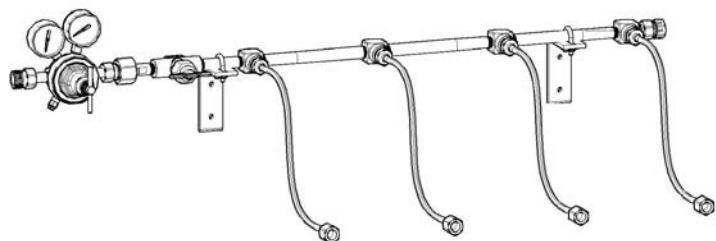


RWP & RSP systems are designed for level I and level II installations requiring a permanent back-up or emergency reserve system. All systems are cleaned for use with oxygen in accordance with CGA G4.1, tested and built in accordance to Compressed Gas Association (CGA) and National Fire Protection Association (NFPA 99) guidelines.

Specifications

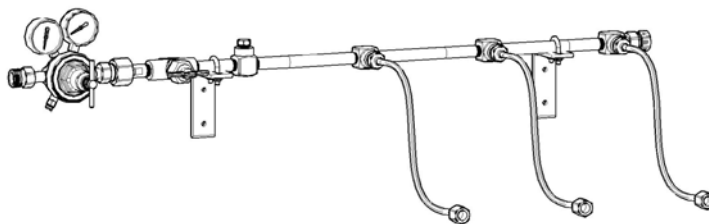
- Model SR450 series regulator included
- Manifold outlet is ½ M NPT
- High quality brass master shut-off valve included
- Oxygen models include rigid copper pigtails 36” single loop design
- Flexible stainless steel Teflon lined pigtails provided with all other gas services.
- Staggered & vertical crossover headers include 24” and 36” flexible stainless steel pigtails
- Maximum pressure 3,000 psig
- Wall mounting brackets included
- Built to accommodate future expansion by adding optional header extensions
- Made in the U.S.A.

Design



Model RSP (without port) shown left

Model RWP (with port) shown right



How to Order

Specify: Control Type (W) – Gas Service (X) – Number of Cylinders (Y) – Header Configuration (Z)

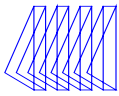
Control Type (W)	Gas Service (X)		Number of Cylinders (Y)	Header Configuration (Z)
RWP (0 – 120 psig)	(2) Medical Air	CGA – 346		Blank = standard 10” centers
RWPHP (0 – 180 psig)	(4) Carbon Dioxide	CGA – 320		S = staggered 5” centers
	(7) Nitrogen	CGA – 580		V = vertical crossover (10”) centers
RSP (0 – 120 psig)	(8) Nitrous Oxide	CGA – 326		L = L shaped
RSPHP (0 – 180 psig)	(9) Oxygen	CGA – 540		U = U shaped (sketch required)

Examples:

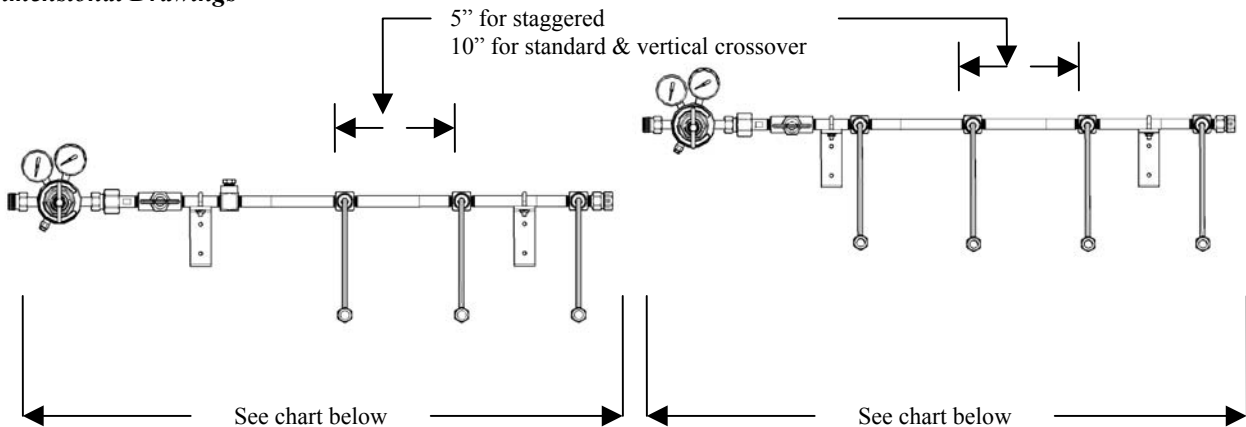
RWP-9-4S = Oxygen reserve with port for 4 cylinders, staggered.

RSPHP-7-6 = Nitrogen reserve with high pressure regulator, without port for 6 cylinders, standard.

RWP-2-8V = Medical Air reserve with port for 8 cylinders, vertical crossover



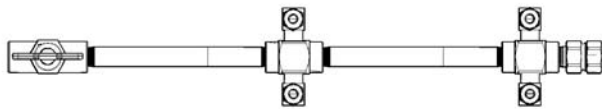
Dimensional Drawings



Design Lengths

Total # of cylinders	3	4	5	6	7	8	9
RWP – staggered 5” centers	3’ – 3”	3’ – 8”	4’ – 1”	4’ – 6”	4’ – 11”	5’ – 4”	5’ – 9”
RWP – standard 10” centers	4’ – 5”	5’ – 3”	6’ – 1”	7’ – 0”	7’ – 10”	8’ – 8”	9’ – 6”
RWP – vertical crossover (10” centers)	N/A	3’ – 8”	N/A	4’ – 6”	N/A	5’ – 4”	N/A
RSP – staggered 5” centers	2’ – 10”	3’ – 3”	3’ – 8”	4’ – 1”	4’ – 6”	4’ – 11”	5’ – 4”
RSP – standard 10” centers	3’ – 7”	4’ – 5”	5’ – 3”	6’ – 1”	7’ – 0”	7’ – 10”	8’ – 8”
RSP – vertical crossover (10” centers)	N/A	2’ – 10”	N/A	3’ – 8”	N/A	4’ – 5”	N/A

Header Configurations



Vertical Crossover
(10” centers)



Staggered (5” centers)



Standard (10” centers)

Ambient Temperature Limits

Maximum Temperature:	120° F / 49 C
Minimum Temperature:	
Nitrous Oxide	20° F / -6 C
Carbon Dioxide	20° F / -6 C
All other gases	0° F / -17 C

Note: N2O and CO2 limits are due to diminishing vaporization rates and vapor pressures of cylinders at colder ambient temperatures. Other limits are based on elastomer manufacturers’ working temperature limits.