

Submittal Data Sheet


**Project
Information**

Project Number _____ Approval _____

Features

Tri-Tech Medical Master Alarm Panels are designed to provide years of trouble free and reliable operation. With up to 64 alarm points available to monitor critical equipment for your facility, Tri-Tech Wireless Master Alarm networks drastically reduce installation costs by eliminating most of the low voltage wiring. The wireless network monitors and displays normal and alarm conditions from local source sending panels to two master alarm panels. Repeater panels may be added to the network as needed to boost signal communication.

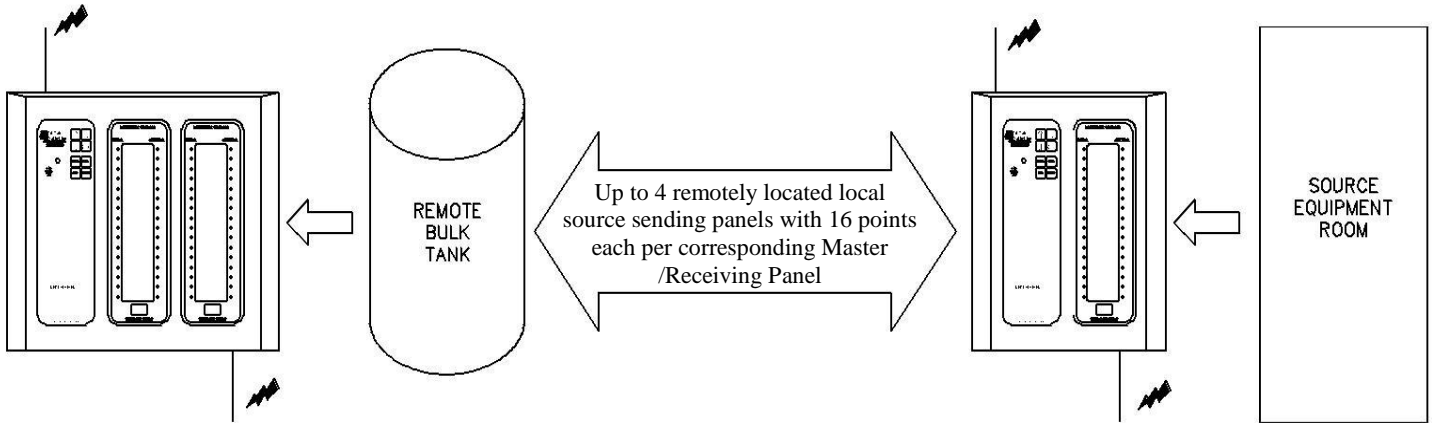
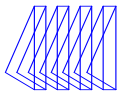
- Complies with NFPA 99. Made in the U.S.A.
- Broadcast up to ½ mile thru steel, brick & mortar.
- Secure – utilizes FCC regulated bandwidths and unique hopping and network I.D.'s
- Mesh-network transceivers
- Repeater panels available – if needed.
- Self-contained unit – designed for ease of installation and service.
- MCP circuit board available for interface to building management system.
- Microprocessor controlled
- Self-diagnostic and error message display for ease of maintenance.
- Audio and visual alarm indicators
- Bright easy to read L.E.D. displays – clearly visible in both day and night lighting conditions
- Visual (green) indication of normal condition
- Constant display and monitoring of each source alarm signal
- Dry contacts for remote monitoring of all alarm conditions
- The alarm shall be capable of displaying alarm history for each signal point
- Hinged frame with lanyards for easy accessibility
- Individual user programmable remote signal alarm points to accept Normally Open or Normally Closed signals, or may be disabled. Factory preset to accept Normally Closed signals
- LED indicators (Green) confirms normal status, (Red) indicates abnormal condition
- Each signal easily labeled and positioned to suit any requirement using pre-printed self adhesive labels provided
- A 'general fault' set of dry contacts with relay to trigger an optional remote alarm in the event of an alarm condition
- Weatherproof local source sending panels available
- Three year PC board warranty



(Local source sending alarm 16 signals – part # DU164-MS)

Specification

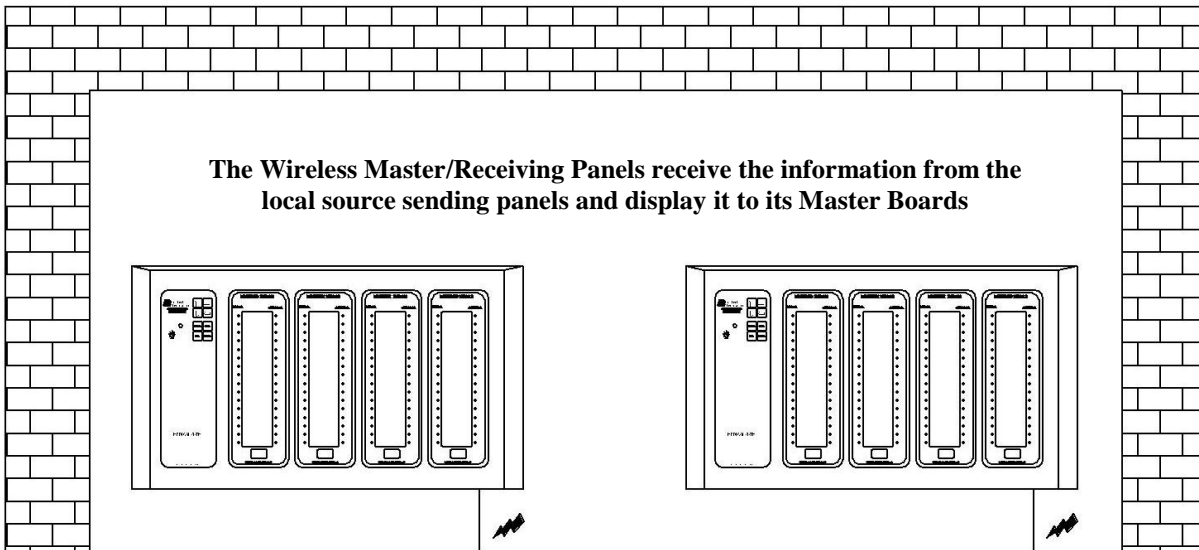
The Master Alarm Panel shall be the Tri-Tech Medical Wireless Master Alarm Panel. The panel shall be microprocessor controlled and designed to comply with NFPA 99. The panel shall be 100% digital and shall not require re-calibration. The panel shall be able to interface with building management systems with the use of optional MCP circuit board(s). The wireless master alarm panel shall be compatible with the T-Net PC based medical gas information management system. The alarm panel shall be enclosed in a steel box and shall be designed to accept an electrical input range of 120-240 volts AC – 50-60 hertz. The source voltage shall be stepped down to low voltage DC control voltages (24V and 5V) by means of a self-contained power supply. The panel shall contain audible and visual alarm indicators. The audible alarm may be silenced by pressing the alarm silence button, but the visual alarm indicator can only be cancelled by fault correction. Each signal point may be individually programmed to accept Normally Open or Normally Closed signals, or may be disabled and is factory preset to accept Normally Closed signals. The alarm shall detect and filter out transient signals (less than 0.7 seconds). The alarm shall be capable of displaying alarm history for each signal point.

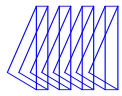


Local source sending panel equipped with interface board, two 900 Mhz mesh radios, & antennas

Local source sending panel equipped with interface board, two 900 Mhz mesh radios, & antennas

In the local source sending panels, an internal circuit board polls the status of the source equipment to which it is wired and transmits the status to the listening Wireless Master/Receiving Panel using wireless mesh techniques. The transmissions occur continuously (every few seconds) and the required visual and audible alarms are triggered whenever a switch input changes. Two transceivers are actively used in each local source sending panel for redundancy. With 900 MHz ISM mesh technology, every local source sending panel also acts as a Repeater, retransmitting messages from other local source sending panels to insure that the data reaches the facility's Wireless Master /Receiving Panel.





How to Order

Panel Type	NFPA – US Model #	CSA – Canada Model #	Description
Local Source Sending	SDU164-MS-03	SDC-164-MS-03	Weatherproof 16 point
	DU164-MS	DC164-MS	Indoor 16 point
	DU324-MS	DC324-MS	Indoor 32 point
Master/Receiving	DU164-MR	DC164-MR	16 point 2 slot box
	DU16B4-MR	DC16B4-MR	16 point with blank future slot 3 slot box
	DU324-MR	DC324-MR	32 point 3 slot box
	DU32BB4-MR	DC32BB4-MR	32 point with 2 blank future slots 5 slot box
	DU48B4-MR	DC48B4-MR	48 point with future slot 5 slot box
	DU644-MR	DC644-MR	64 point 5 slot box
If building management circuit boards are required add – MCP as a suffix to the above model number			
Repeater	DU-Repeater4	DC-Repeater4	Indoor repeater- 2 slot

Conversion Kits			
Local Source Sending	35-3025	35-3026	Kit to add wireless local source sending to existing D series alarm
Master/Receiving 16 signals	35-3027	35-3027	Kit to add wireless receiving to existing D series alarm
Master/Receiving 32 signals	35-3028	35-3028	Kit to add wireless receiving to existing D series alarm
Master/Receiving 48 signals	35-3029	35-3029	Kit to add wireless receiving to existing D series alarm
Master/Receiving 64 signals	35-3030	35-3030	Kit to add wireless receiving to existing D series alarm

Transceiver programming kit	35-3023	35-3023	Kit to program wireless transceivers
------------------------------------	---------	---------	--------------------------------------