


Manifold headers are cleaned for use with oxygen in accordance with CGA G4.1, tested and built in accordance to Compressed Gas Association (CGA) and National Fire Protection Association (NFPA 99) guidelines.

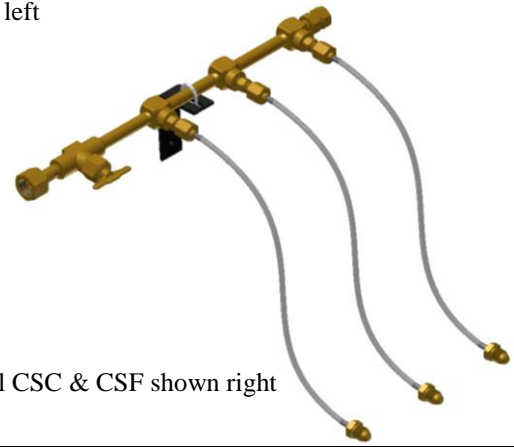
Specifications

- Manifold outlet is 1”-11-1/2 NPSM RH-INT
- High quality brass master shut-off valve included
- Rigid copper pigtails standard in oxygen service (single loop design) optional in all other gas services
- Flexible stainless steel Teflon lined pigtails standard with most gas services.
- Maximum pressure 3,000 psig
- Wall mounting brackets included
- Built to accommodate future expansion by adding optional header extensions
- Made in the U.S.A.

Design

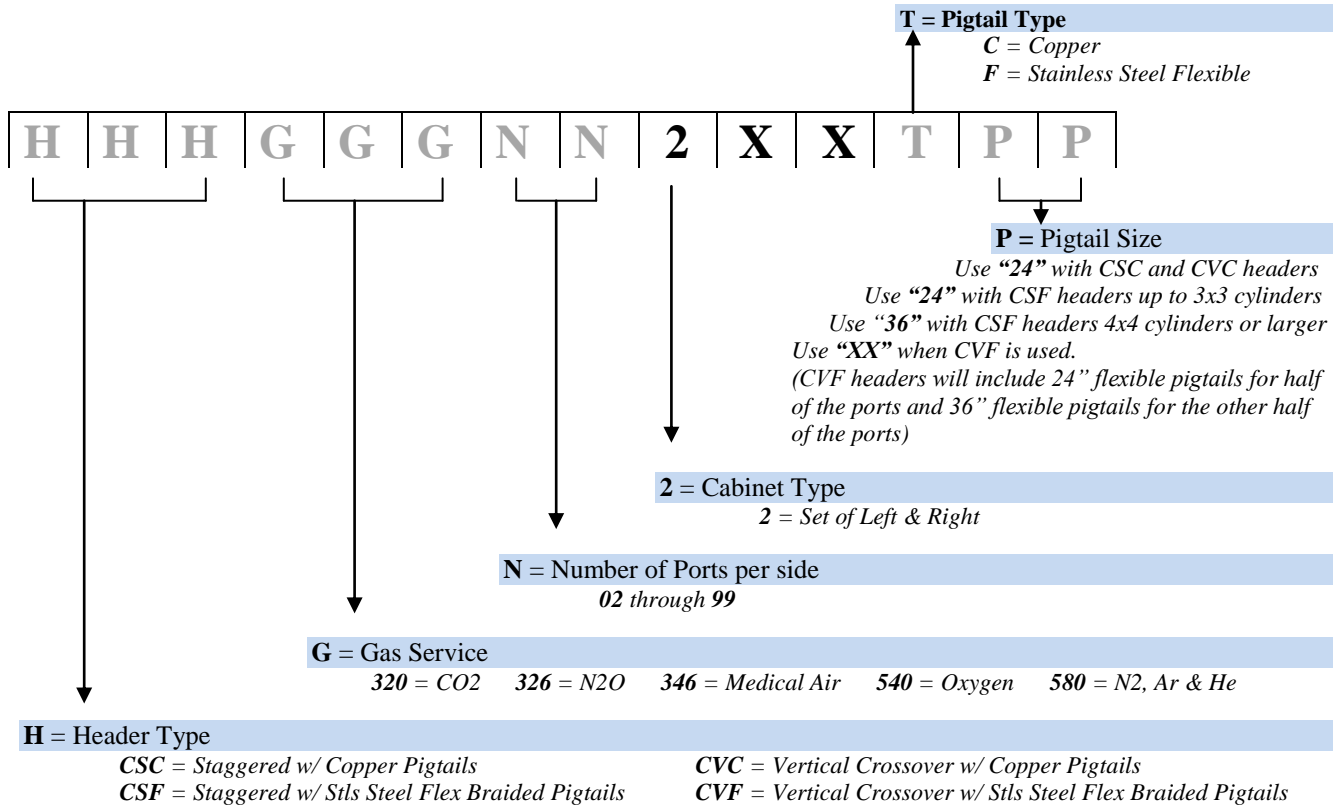


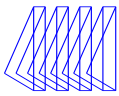
Model CVC & CVF (Crossover) shown left



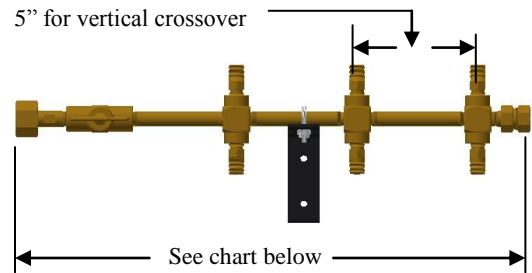
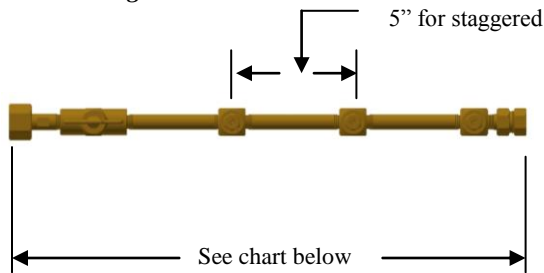
Model CSC & CSF shown right

How to Order






Dimensional Drawings



Design Lengths per side

<i>Total Number of cylinders per side</i>	2	3	4	5	6	7	8	9	10
CSC & CSF – staggered 5" centers	18"	23"	28"	33"	38"	43"	48"	53"	58"
CVC & CVF – vertical crossover (5" centers)	13"	N/A	18"	N/A	23"	N/A	28"	N/A	33"

Header Configurations



Ambient Temperature Limits

Maximum Temperature:	130° F / 54.4 C
Minimum Temperature:	
Nitrous Oxide	20° F / -6 C
Carbon Dioxide	20° F / -6 C
All other gases	0° F / -17 C

Note: N2O and CO2 limits are due to diminishing vaporization rates and vapor pressures of cylinders at colder ambient temperatures. Other limits are based on elastomer manufacturers' working temperature limits.